



Phonics



Workbook



1

|

This term we are going to be going over all the sounds we have learned so far.

There are two sound mats for you to practice all of the sounds.

There are worksheets and activities for the sounds sh, ch, th, ng, ai.



Get someone in your family to shout out the sounds. See if you can find them!

s

e

a

i

u

r

j

d

g

v

b

p

m

k

t

n

h

z

f



l

x

c

y

o



Get someone in your family to shout out the sounds. See if you can find them!

ff

ll

ss

zz

ck

ch

sh

ng

qu

th

ai

ee

oa

oo

ar

or

ur

ow



igh

air

ear



+



Trace, colour and say the sounds.

sh

sh

ng

ng

ch

ch

th

th


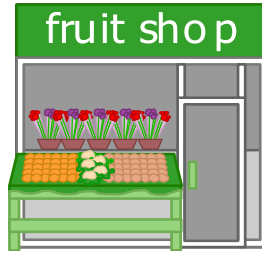
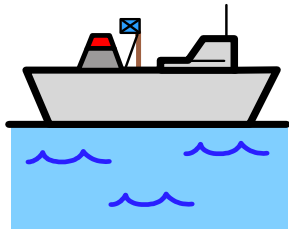

ai ai



sh



Write some words with the sh sound. You can use the pictures to help.

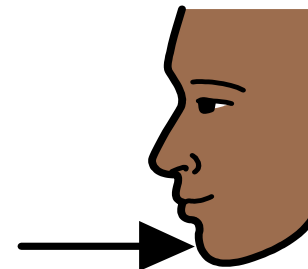








ch



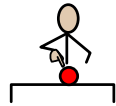
Write some words with the ch sound. You can use the pictures to help.





Write

about



what




you can

see.



What



farm animals

are



in

the



picture?



can



see




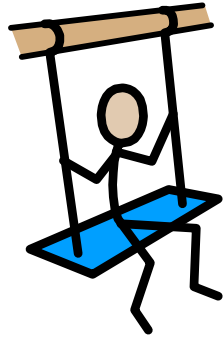



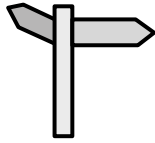


ng



Write some words with the ng sound. You can use the pictures to help.





Where is the King?!





Write



some



words



with

the

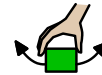
th



sound.



You can



use

the





pictures



to



help.

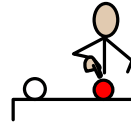


3




moth



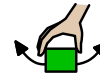


Write a sentence about this picture.








ai





Write some words with the ai sound. You can use the pictures to help.





Draw a picture of a snail in the rain.



Write a sentence about your picture.
