



Phonics



Workbook










3

3



This term we are going to be going over all the sounds we have learned so far.

There are two sound mats for you to practice all of the sounds.

There are worksheets and activities for the sounds oo, ar, and or.

Get  someone  in  your  family to  shout out the  sounds. See if  you can  find  them!

s	e	a	i	u	r
j	d	g	v	b	p
m	k	t	n	h	z
f	l	x	c	y	o



Get someone in your family to shout out the sounds. See if you can find them!

ff

ll

ss

zz

ck

ch

sh

ng

qu

th

ai

ee

oa

oo

ar

or

ur





ow

igh

air

ear

er

  +  
Trace, colour and say the sounds.

oo

oo

ar

ar

or

or



Write some words with the oo sound. You can use the pictures to help.





-



2



Remember - there are two ways to say oo but they are written the same way.




Blank writing box with a dashed line for the middle row.


Blank writing box with a dashed line for the middle row.




Blank writing box with a dashed line for the middle row.

Blank writing box with a dashed line for the middle row.



What can you see?



 I	 can	 see
--	--	--



<hr/> <hr/> <hr/>

Where are the boots?



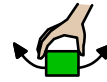
The	 boots	= are
-----	--	----------



<hr/> <hr/> <hr/>


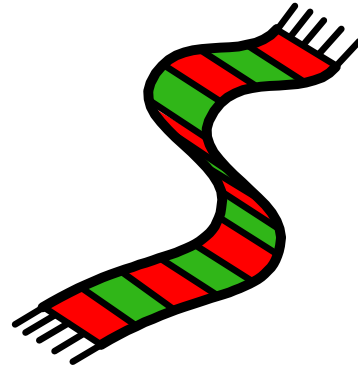




ar



ar

Write some words with the ar sound. You can use the pictures to help.






Blank writing box with a dashed midline.

Blank writing box with a dashed midline.

Blank writing box with a dashed midline.


Blank writing box with a dashed midline.





ar


 +  
Read and copy the sentences.

 to  use  finger  spaces.


  a 
The farmyard has a barn.

 _____

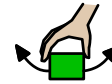
  a  > 
I have a jar of marbles.

 _____


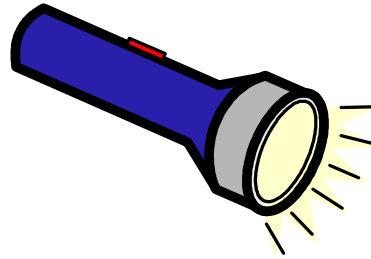


or



or



Write some words with the or sound. You can use the pictures to help.



Blank writing box with a dashed midline.

Blank writing box with a dashed midline.

Blank writing box with a dashed midline.

Blank writing box with a dashed midline.

or



Write some sentences about the picture. Think about, **Where is the boy?** **What is he doing?**