



ways to encourage your child to write more.



Check you are forming letters correctly ...


Letter Formation Practice Sheet




Younger children will enjoy different ways to explore writing ...



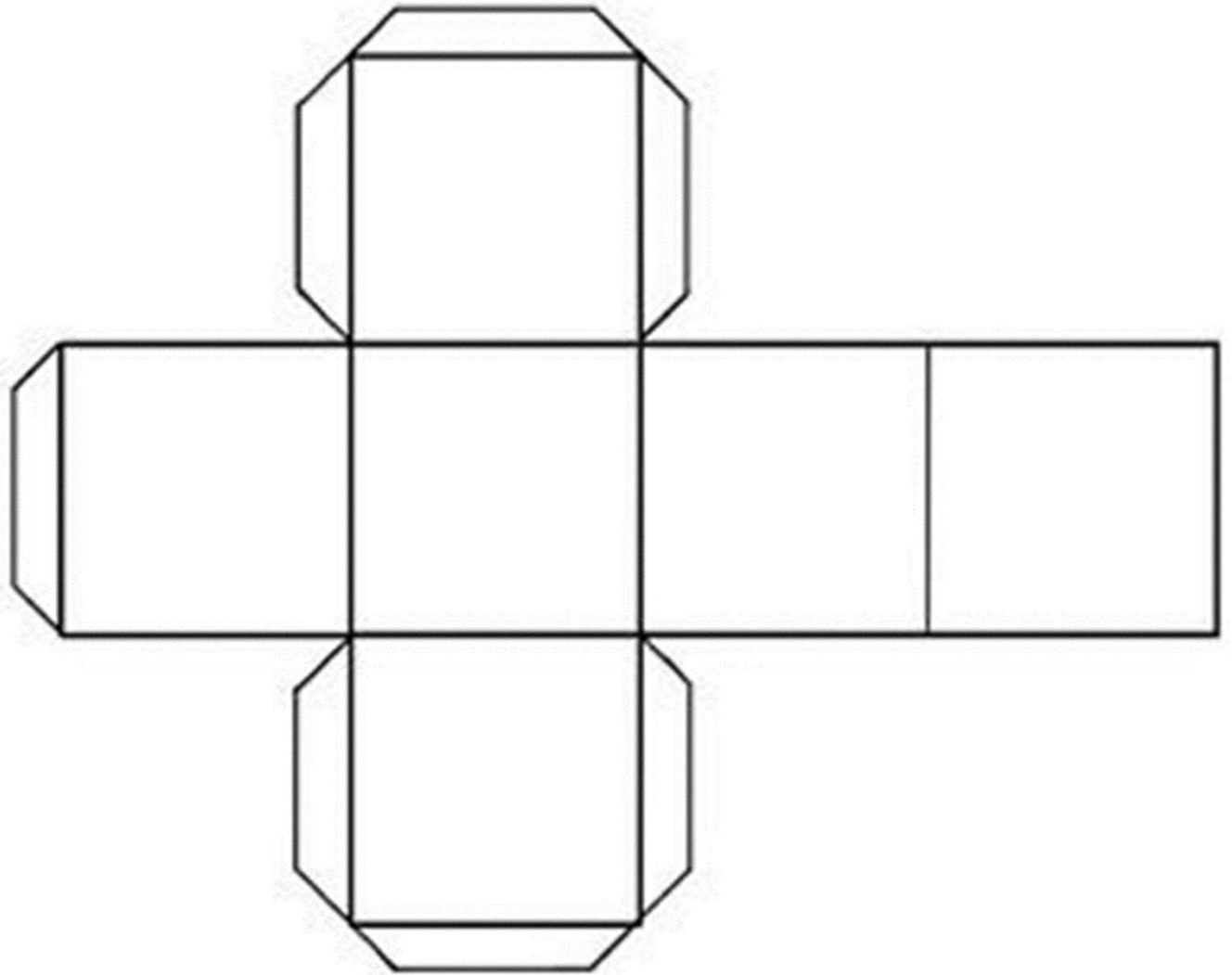
You might want to fill a zip-lock bag with some paint and use something like a cotton bud to practise writing ...



You can buy expensive story cubes
to help get story ideas, but ...



... why not make your own story dice? You could draw or write on people, names, places, signs, weather, food, animals, transport, question marks, speech bubbles – whatever you want! Then cut out the dice, fold carefully along every line, glue the flaps then tuck them in.



Here are some
story cube
examples!



Ideas to get writing ...

Describe your dream bedroom.

You're trapped on a desert island ... what do you do?

You get to be your favourite animal for a day. What do you do?

Write about the best gift you've ever received.

The dinosaurs are back, and they're in your street. What happens next?

If I could only eat one food from now on it would be... because...

If I could have any job in the world it would be...

Describe the oldest person you know.

What is your favourite room in your house and why?

Write about the most fun holiday you've been on.

Write about the most delicious OR the most disgusting meal you can think of

Children need strong finger muscles to hold a pencil!

You can help them to get stronger by
squeezing sponges or toys
using playdoh
crumpling paper
lego or puzzles
cutting with scissors
using spray bottles
using pegs



How to make your own Playdough...

2 cups flour
1 cup salt
2 cups boiling water
2 tablespoons oil

Food colouring or glitter (if you have any)

Please be very careful with boiling water!

Mix everything together in a pan, stirring all the time. Keep mixing until it comes away from the sides of the bowl. Knead well. This will last about a week.




Maybe your child might like to make a comic. You could help with the writing, based on what they say. It doesn't need to make sense!

Comic By ChPhile


The cake exploded




once there was a cake in the forest. The cake exploded.



And then it got a net that fell on it.



The cake got in a trap and the blue machine appeared.



A slime monster came and got a gun and shook water on plants to make them grow.



The friendly monster was in a trap with a baby.



then a volcano exploded.

Remember to give lots of praise...

Well done, your writing is really improving...

You have tried really hard...

I am proud of you...

You have really used your imagination...

Your letters are so much clearer ...

I would like to put that up on the wall ...

Things to say
instead of
"Good job!"

"What you did was kind and generous."

"You improved since the last time."

"You didn't give up even when it
was hard."

"I can tell you put a lot of time
and effort into this."





"You look really proud of yourself."

Use lots of different writing implements...

- pens
- pencils
- chalk
- crayons
- felt tips
- finger paints



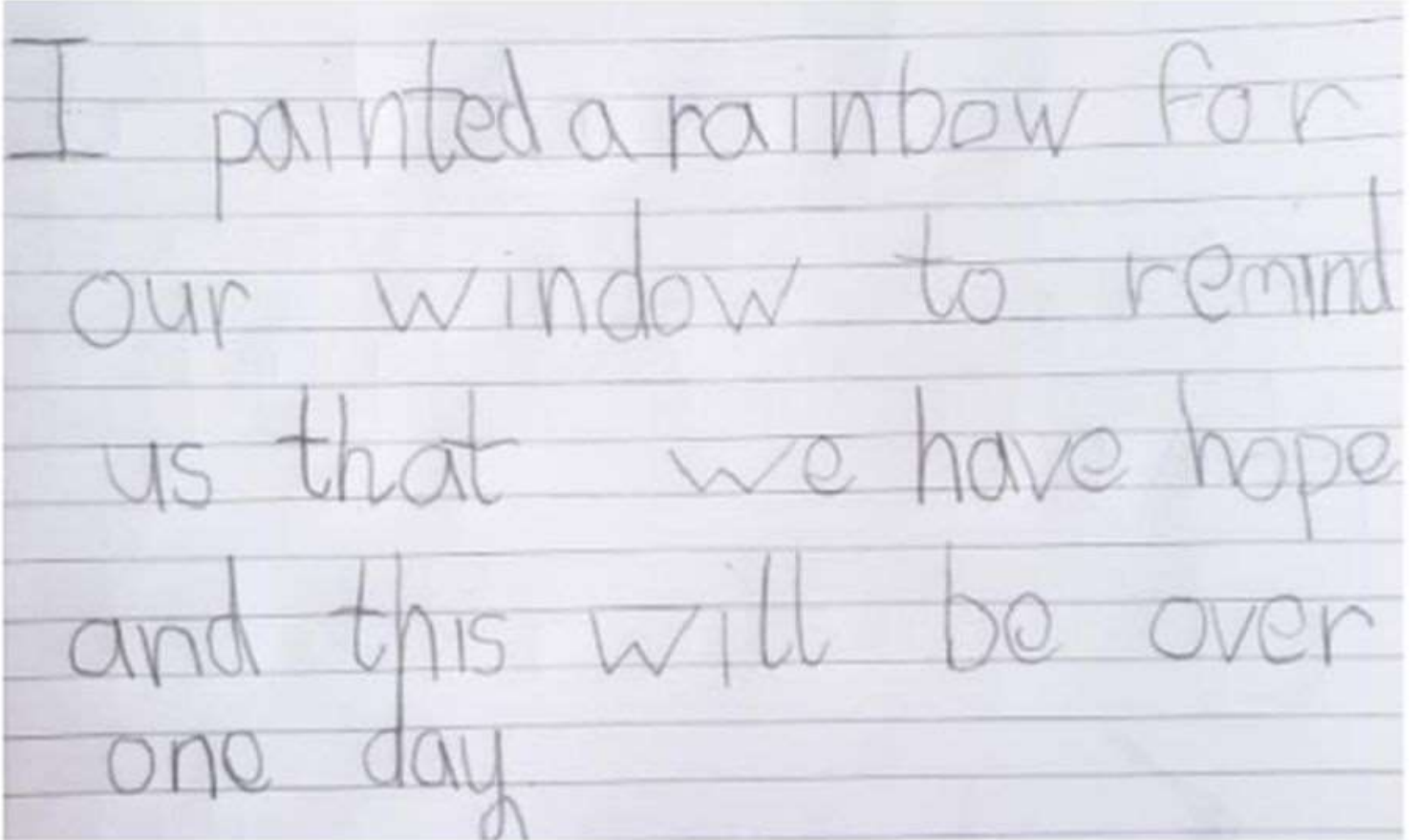
Try making a folded book....
 instructions are here
https://www.youtube.com/watch?v=21qi9ZcQVto&ab_channel=SimpleandEasyProjects

<p>Dear Zoo</p>	<p>By</p> 		<p>I sent her back.</p>
<p>I wrote to the zoo to send me a pet.</p> <div data-bbox="719 970 994 1334"> <p><i>Dear Zoo,</i></p> <p><i>Do you have a pet for me, please.</i></p> <p><i>Love from</i></p> </div>	<p>She was just right.</p> <p>I kept her.</p> <p>I called her</p> 	<p>So they sent me a</p> <p>She was too</p> <p>I sent her back.</p>	<p>She was too</p> <p>So they sent me a</p> 

Use pegs and string
to hang up letters,
numbers, notes,
labels, messages,
or names ...



Write lock-down
messages ...

A photograph of a piece of lined paper with a handwritten message in cursive. The text is written in dark ink and spans five lines. The message is a short, encouraging note about hope and the end of lockdown.

I painted a rainbow for
our window to remind
us that we have hope
and this will be over
one day.

Make it “official” – use order forms, To Do lists and other important things!

[illegible]

Important message

For _____

From _____

Time _____ Date _____

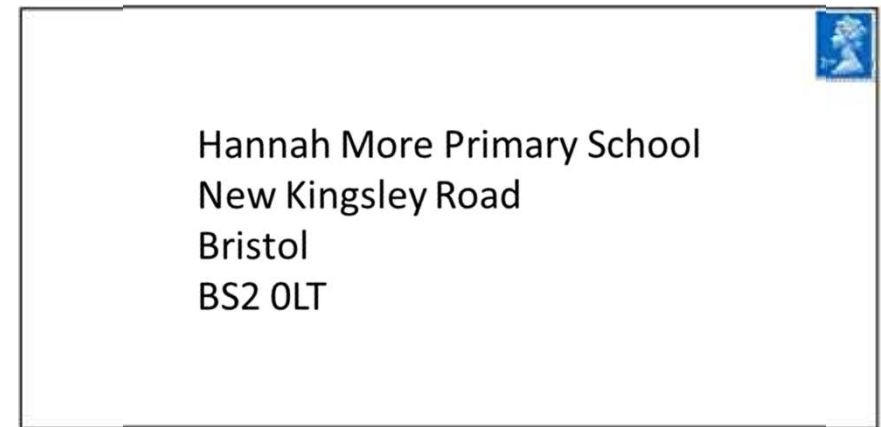
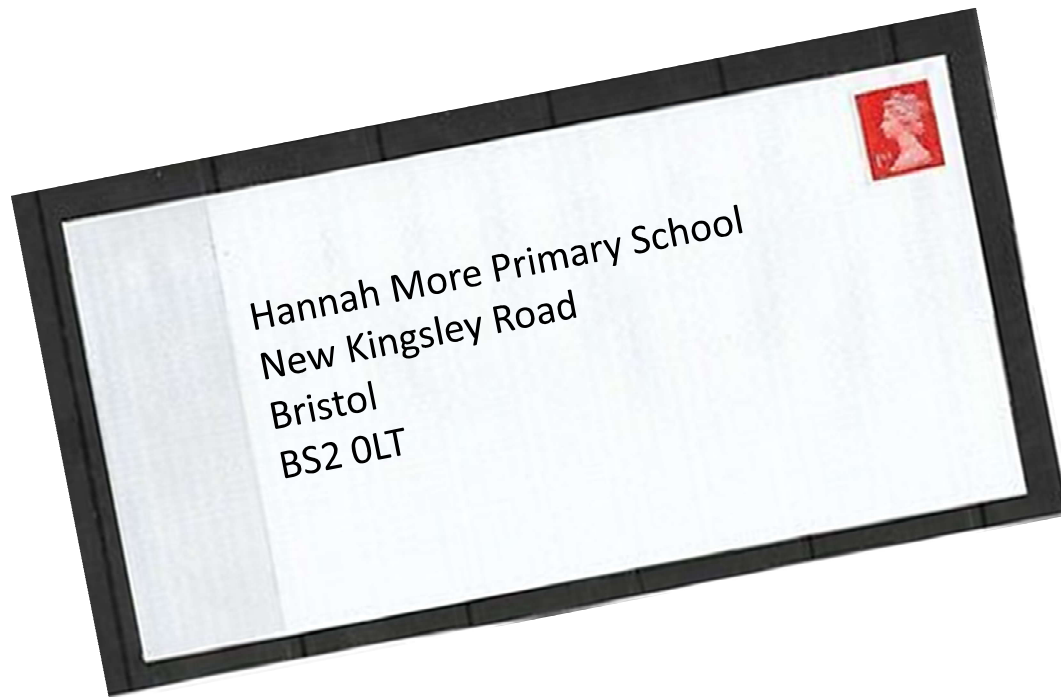
Phone _____

☐ URGENT! _____

Message _____



Send a letter! If you send a letter to school we will send you a reply!





Hannah More
Primary School

Select Language ▼

Nurturing self belief. Inspiring success.

Home Our learning ▼ Our school ▼ Our community ▼ What's On ▼ Class pages ▼



Latest Tweets

Hannah More Primary
@HannahMorePri


Wood you check out our gift from
@BouyguesUK! We love building fires at
Hannah More!



2h

Hannah More Primary
@HannahMorePri

Learning about pitch in these PITCHures
by making our own guitars in Year 4
#engineeringathannahmore
#scienceathannahmore



Email your teachers and
ask them to add your
picture, letter or
message to Twitter...